

## Useful website

<https://www.ictgames.com/mobilePage/soundSayer/index.html>

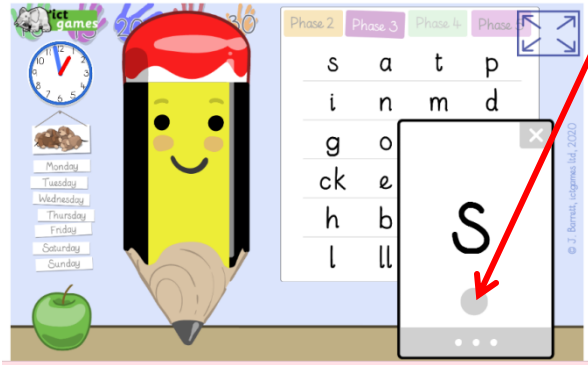
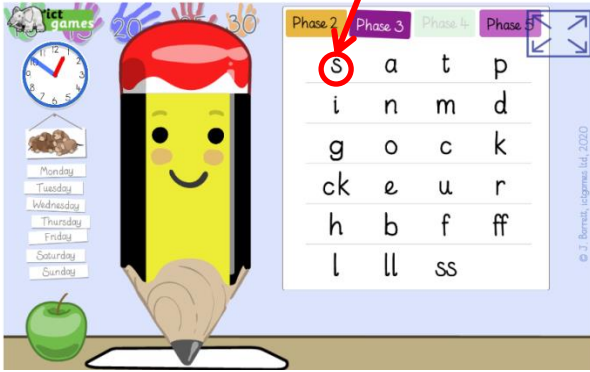
The ICT games website has a really useful part called 'Sound Sayer' in which you can click on each phoneme (letter/letters) and hear how it is pronounced correctly.



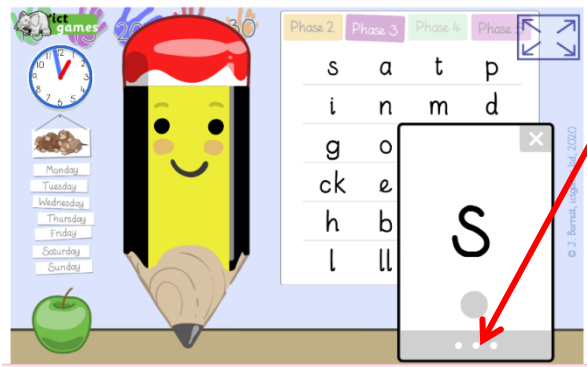
To do this:

Click on the phoneme that you would like to work on

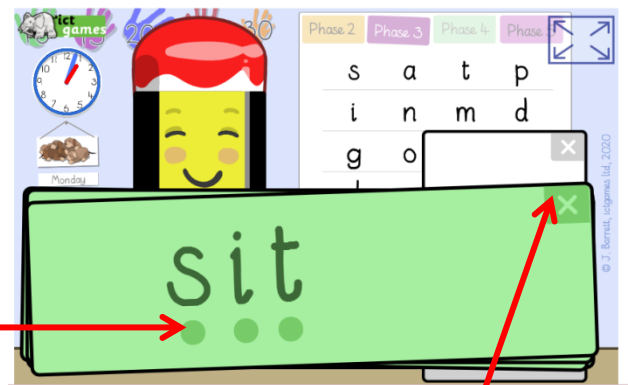
A flash card will open up. Click on the sound button below the grapheme (written sound) to hear how it is pronounced.



Blending is a really important skill for children to develop. You can use the flash cards for each phoneme (sound) to bring up words that you can use to practise blending with:



Click on the three dots at the bottom of the sound card



Clicking on the sound buttons underneath each of the graphemes (written sounds) will tell you how each is

Click the x to move onto the next word card

The phase tabs bring up each of the different phonemes as detailed here:

